



P.O. Box 7380 • Bonney Lake, WA 98391  
(253) 862-8602

February 22, 2019

Dear Bonney Lake Resident,

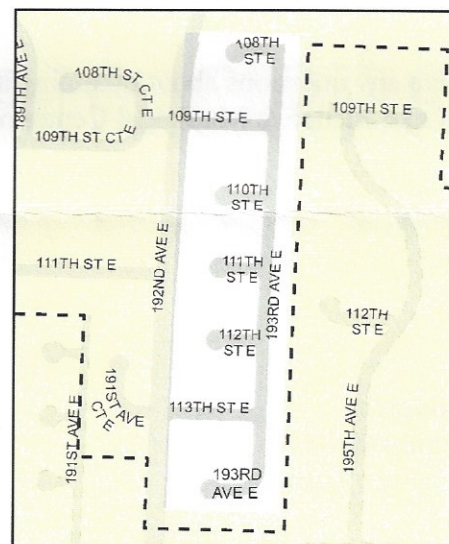
This letter is to inform you of the parking restrictions being enacted on your street starting as soon as March 4, 2019. The City of Bonney Lake was contacted by the Bonney Lake Manor Homeowners Association Board with a request to expand the current restricted parking zone established around Bonney Lake High School to include additional areas of the Bonney Lake Manor neighborhood to address the issue of high school students parking off-site in your neighborhood and therefore limiting parking for homeowners. After review by the Bonney Lake City Council Public Safety Committee, this request was passed by the Bonney Lake City Council and signage will be placed the week of March 4, 2019 at the earliest.

To assist in understanding this action, this letter will include: 1) description of the expanded restricted parking area, 2) description of the permits and signage, and 3) permit application form attachment to be filled out by residences desiring parking permit passes.

If you have any questions regarding the request made by the Bonney Lake Manor Homeowners Association, contact the Board at [HOABoard@BonneyLakeManor.com](mailto:HOABoard@BonneyLakeManor.com).

**Expanded Restricted Parking Area:** At the request of the Bonney Lake Manor Homeowners Association, the streets listed below were added to the existing restricted parking ordinance. Parking restrictions will begin in this area once signage is posted. There will be no parking allowed in this area without a properly displayed permit on weekdays between 7:00 a.m. and 3:30 p.m. See the map for reference.

- East and west side of 193rd Avenue East
- North and south side of 109<sup>th</sup> Street East, 110<sup>th</sup> Street East, 111<sup>th</sup> Street East, 112<sup>th</sup> Street East, and 113<sup>th</sup> Street East between 192<sup>nd</sup> Avenue East and West of 193<sup>rd</sup> Street East



*(continued on next page)*

Justice & Municipal Center:  
9002 Main Street East  
Bonney Lake, WA 98391  
Fax (253) 862-8538

Public Safety Building:  
18421 Veterans Memorial Dr E  
Bonney Lake, WA 98391  
Fax (253) 863-2661

Public Works Center:  
19306 Bonney Lake Blvd.  
Bonney Lake, WA 98391  
Fax (253) 826-1921

Senior Center:  
19304 Bonney Lake Blvd.  
Bonney Lake, WA 98391  
Fax (253) 862-8538

**Permits & Signage:** In order for an individual to legally park a vehicle in a restricted area, the vehicle must have either a resident parking permit sticker or have a guest parking permit pass. Each household or residence will be eligible to receive residential parking permit stickers (see figure 1) per the number of vehicles owned and operated from their respective residence and one guest parking pass (see figure 2). The resident parking permit sticker must be placed outside the vehicle on the lower drivers side corner of the rear-facing window and the guest parking pass must be either hung from the rear-view mirror or placed on the dashboard in plain sight.



Figure 1



Figure 2

The restricted parking areas will be clearly marked by posted signage along the roadsides (see fig 3). Per Bonney Lake Municipal Code 10.36.20, an individual will be issued a parking infraction for parking in a restricted area without a properly displayed permit.

To obtain the residential parking permits and guest passes, please complete the attached form and either mail in the form along with the required documentation or hand deliver them to the Bonney Lake Justice & Municipal Center at 9002 Main Street E, Suite 125, P.O. Box 7380, Bonney Lake, WA 98391.




Figure 3

If you have any questions about obtaining a permit, please contact the Bonney Lake Justice & Municipal Center main office at 253-862-8602.

Thank you,

John Vodopich  
City Administrator  
City of Bonney Lake





**City of Bonney Lake**  
**Application for Restricted Parking Zone Permit**

Hand deliver or mail this completed form and appropriate documentation to:  
Bonney Lake Justice & Municipal Center  
9002 Main Street East, Suite 125  
P.O. Box 7380  
Bonney Lake, WA 98391

Last Name: \_\_\_\_\_ First Name: \_\_\_\_\_

Address: \_\_\_\_\_

Telephone: \_\_\_\_\_

Please complete the following information for each vehicle for which a restricted parking resident permit is being requested. For each vehicle listed, the following information must be submitted:

- Current proof of residency showing your name and address, such as a copy of a bill, rental agreement, etc.
- Photocopy of current Washington State vehicle registration. The name on the vehicle registration needs to be same as on the proof of residency. Out-of-state registrations accepted only for active military personnel or non-resident college or trade school students showing proof of status.

Permit Number:	Permit Number:
Make:	Make:
Model:	Model:
Color:	Color:
License Plate Number:	License Plate Number:

Permit Number:	Permit Number:
Make:	Make:
Model:	Model:
Color:	Color:
License Plate Number:	License Plate Number:

- ☐ Yes, I would like a guest permit. (only one per household)
- ☐ No, I do not need a guest permit at this time.

Signature: \_\_\_\_\_

Name: \_\_\_\_\_

*\*Please note: This application must be signed prior to being processed.*

## EXAMPLE OF PERMIT LETTER




Dear Resident,

Attached are the parking permits you applied for to park within a restricted parking area. Please contact the Bonney Lake Justice & Municipal Center main office with any questions at (253) 862-8602. Instructions for the application and placement of these permits are as follows:

### Resident Parking Permit (Sticker)

This permit is to be placed outside the vehicle on the lower driver's side corner of the rear-facing window.




#### Sticker Tips:

- (1) Make sure rear window is clean and dry before applying sticker.
- (2) Make sure the permit is the right one for the vehicle (each vehicle has its own permit-see attachment).

### Guest Parking Permit (Hanger)

This permit is to be hung from the rear-view mirror with the permit number side facing out the windshield (so it can be read from outside of the vehicle).



#### Hanging Tips:

- (1) The size of the clear elastic band might be tough to wrap around your guests rearview mirror. If so, try stretching it (it will give a little). If it still doesn't fit, just place on the dashboard so that it can be seen from outside the vehicle.